
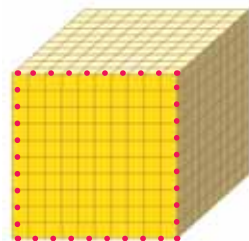
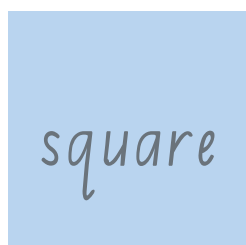
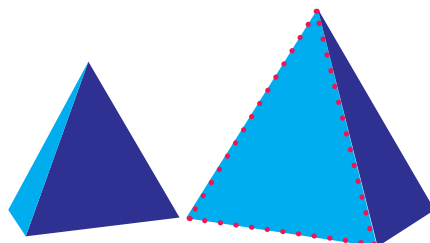





My shapes book

At school children will be identifying shapes of living and non-living things in the environment. They will explore which shapes roll, which shapes slide and which shapes stack. They will consider which shapes are used in built environments and why they are used.



Parents: help your child say the name of each shape.



Circle shapes are all around us!

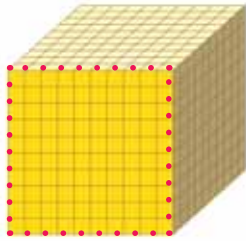

Draw or cut out and paste pictures of things that are the shape of a circle.





Square shapes are all around us!

Draw or cut out and paste pictures of things that are the shape of a square.





Rectangle shapes are all around us!

Draw or cut out and paste pictures of things that are the shape of a rectangle.

rectangle





Triangle shapes are all around us!

Draw or cut out and paste pictures of things that are the shape of a triangle.

