

Vowel memory games

matching vowels






Recognising and using vowel sounds is important in helping your child read and write at school.

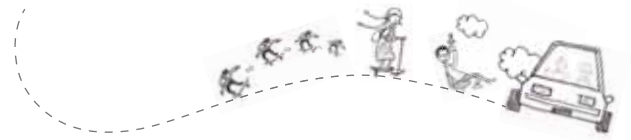
Aim: to match vowel sound to picture.

1. Cut out the cards in Set 1 and Set 2 (see second page).
2. Place cards with sound letters and pictures face down on the desk in a grid-like arrangement.
3. Flip a card. Say the sound or name the picture.
4. Flip another card. If the two cards go together, keep the cards.
5. If the cards do not go together, place the cards face down again in the same position and repeat the process.
6. The winner is the person with the most cards.
7. Store the cards in a plastic bag or envelope to use again at a later time.

Set 1



	e		
	i		o
	u		a



Vowel memory games


matching vowels

Recognising and using vowel sounds is important in helping your child read and write at school.


Aim: to match vowel sound to picture.

1. Cut out the cards in Set 1 and Set 2 (see second page).
2. Place cards with sound letters and pictures face down on the desk in a grid-like arrangement.
3. Flip a card. Say the sound or name the picture.
4. Flip another card. If the two cards go together, keep the cards.
5. If the cards do not go together, place the cards face down again in the same position and repeat the process.
6. The winner is the person with the most cards.
7. Store the cards in a plastic bag or envelope to use again at a later time.

Set 2



e




i




o



u



a



Vowel memory games

matching vowels

Recognising and using vowel sounds is important in helping your child read and write at school.

Aim: to match vowel sound to picture.

1. Cut out these cards.
2. Place cards with letters face down on the desk in a grid-like arrangement.
3. Flip the first card. Say the sound or letter name.
4. Repeat with another card. If the two cards match, the person who picked the cards takes them.
5. If the words do not match, place the cards face down again in the same position and repeat the process.
6. The winner is the person with the most cards.
7. Store the cards in a plastic bag or envelope to use again at a later time.

